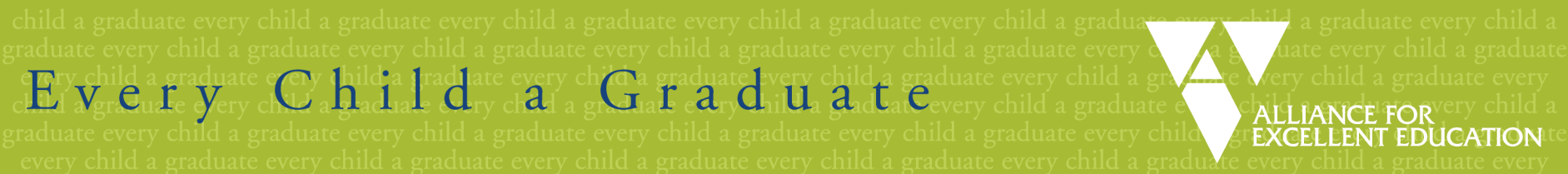


September 25, 2009

Economic Imperative: Turning Around the Nation's Lowest-Performing High Schools



Gov. Bob Wise

Alliance for Excellent Education



Economic Benefit of Halving the Number of Dropouts- Nationally

AMERICA'S BANK

Date _____

PAY TO THE ORDER OF *The American Taxpayer* **\$ 45,000,000,000**

Forty-five billion _____ **DOLLARS**

Check void after 11/15/08

RE: annual public contribution from halving the number of dropouts

Memo _____ Signature _____



The Bill to Society

AMERICAN EDUCATION SYSTEM
HIGH SCHOOL
ANYTOWN, U.S. 11111

LOST WAGES	\$335 B
HOUSEHOLD WEALTH	\$74 B
MEDICAID & UNINSURED	\$17 B
REMEDICATION (2-YR)	\$3.7 B

TAXPAYER COPY



Local Economic Benefit of Improving Education

Metropolitan area	Combined additional wages in average year	Percent of new graduates continuing education beyond high school	Number of new graduates who will purchase homes in the metro area
Atlanta, GA	\$145 million	44 percent	8,000
Chicago, IL	\$200 million	50 percent	10,000
Detroit, MI	\$130 million	45 percent	8,000
Houston, TX	\$150 million	45 percent	7,500
Indianapolis, IN	\$40 million	47 percent	2,000
Jackson, MS	\$16 million	49 percent	1,000
Louisville, KY	\$25 million	34 percent	1,500
Nashville, TN	\$28 million	35 percent	1,800
New Orleans, LA	\$41 million	43 percent	2,500
New York, NY	\$500 million	53 percent	14,000
Oakland, CA	\$108 million	71 percent	2,500
Washington, DC	\$143 million	57 percent	3,000



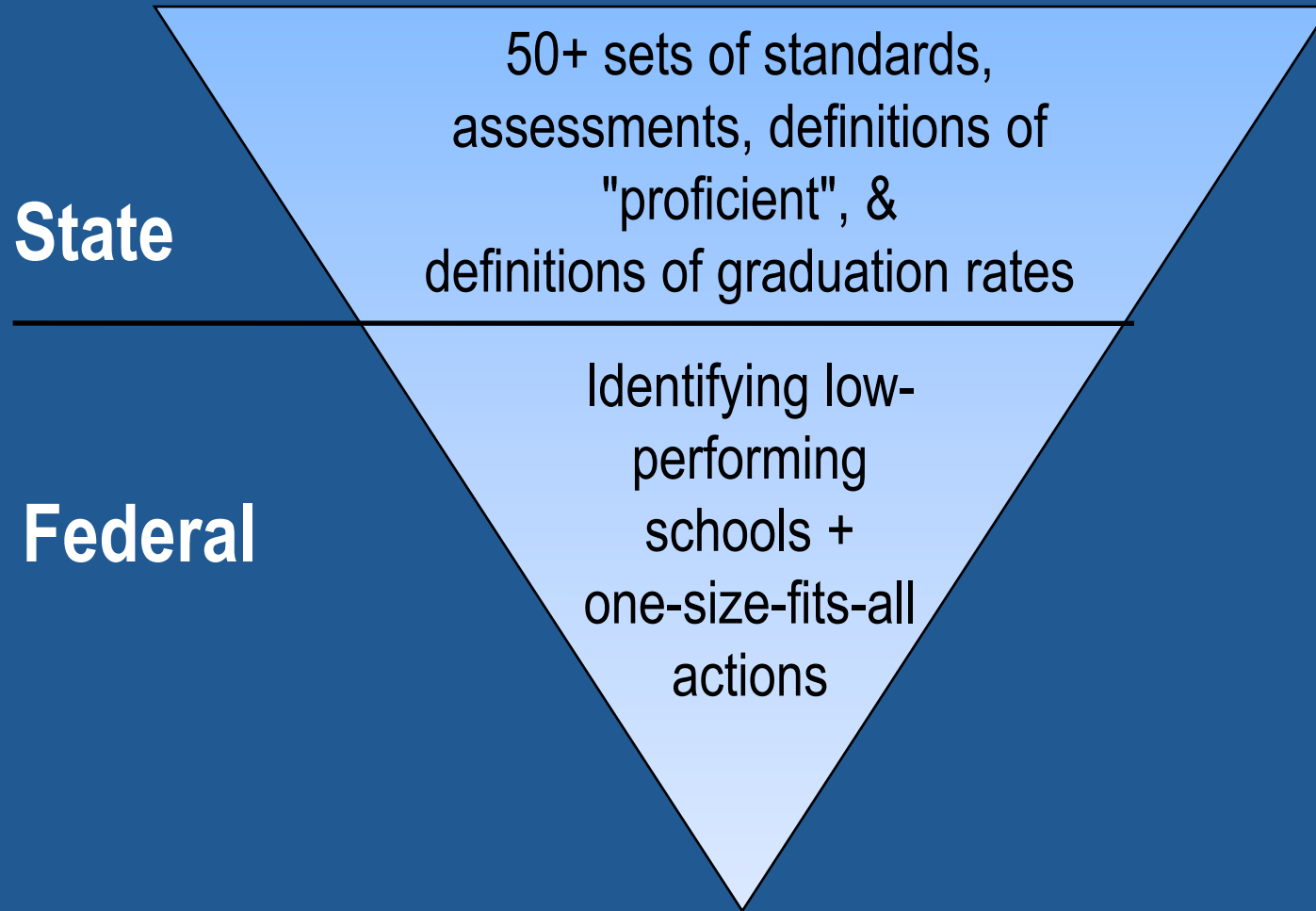
Local Economic Benefit of Improving Education

Metropolitan area	Combined additional wages in average year	Percent of new graduates continuing education beyond high school	Number of new graduates who will purchase homes in the metro area
Atlanta, GA	\$100 million	38 percent	2,000
Chicago, IL	\$100 million	38 percent	2,000
Detroit, MI	\$100 million	38 percent	2,000
Houston, TX	\$100 million	38 percent	2,000
Indianapolis, IN	\$100 million	38 percent	2,000
Jacksonville, FL	\$100 million	38 percent	2,000
Louisville, KY	\$25 million	34 percent	1,500
Nashville, TN	\$28 million	35 percent	1,800
New Orleans, LA	\$41 million	43 percent	2,500
New York, NY	\$500 million	53 percent	14,000
Oakland, CA	\$108 million	71 percent	2,500
Washington, DC	\$143 million	57 percent	3,000

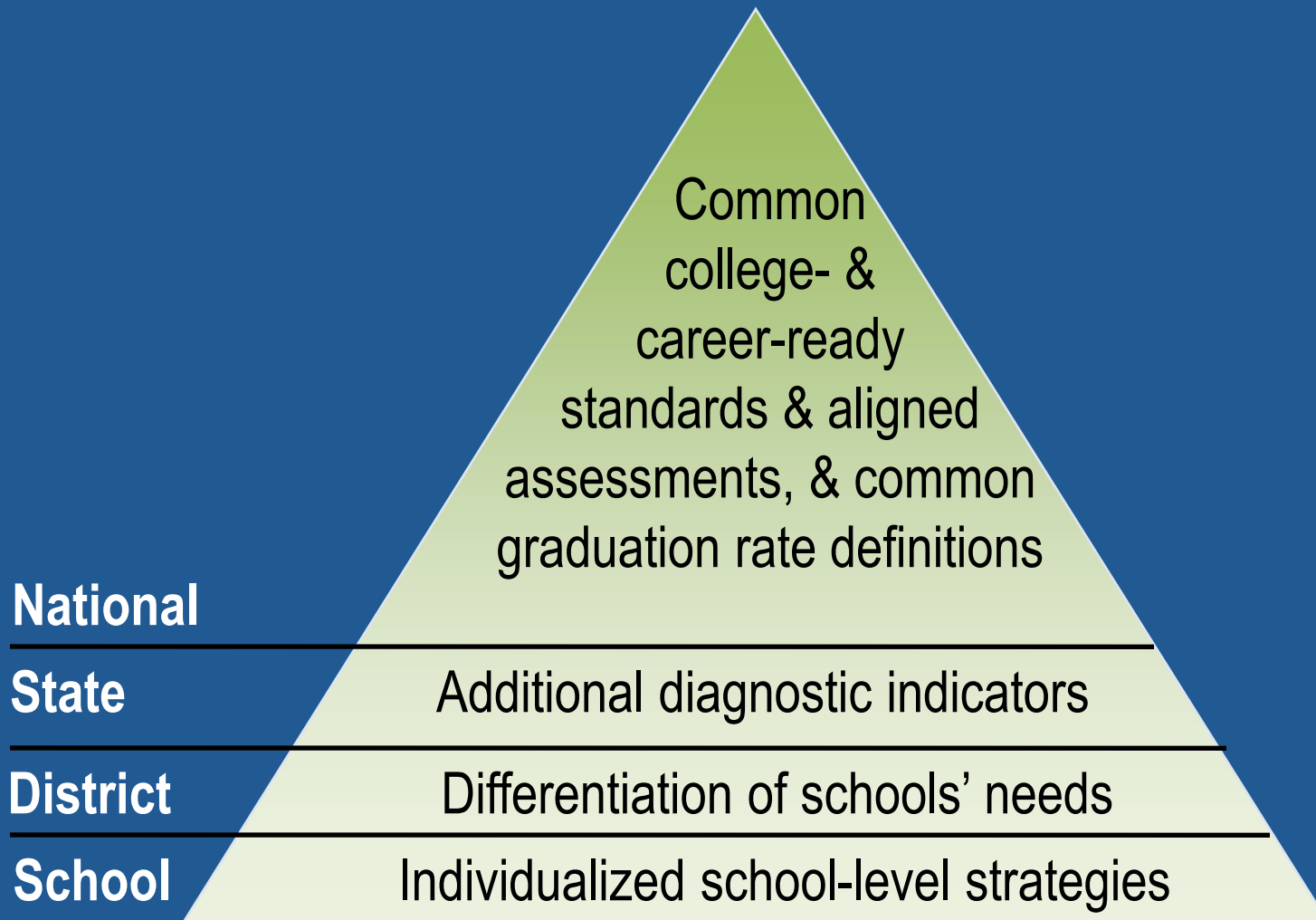
**Total Additional Wages in an Average Year:
Over \$1.5 billion**



Federal Role: Current Approach



Federal Role: A Better Approach



Alliance for Excellent Education

www.all4ed.org

